

Surfaces for you.
For a *Lifetime*.

 caesarstone®
Porcelain™

Let your
home *speak*
for you.

Kitchen benchtop, island and splashback
in 12mm Archetta™

Make Your Home Feel Like You

Since 1987 Caesarstone has combined design creativity and expertise in crafting beautiful, high-quality, durable and unique surfaces that empower you to create spaces that reflect your style and individuality.



Kitchen island benchtop in 12mm Mosstone™

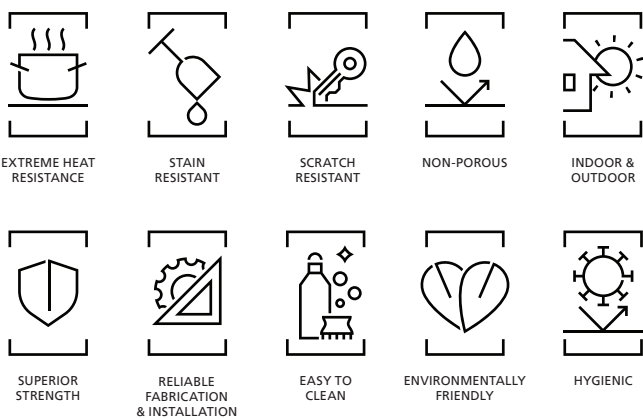


Extreme heat resistance

Our Porcelain Surfaces.

Extremely hard, heat and UV resistant; Caesarstone Porcelain is the superior surface for kitchens, bathrooms and laundries; as well as outdoor kitchens and living areas. Sustainably sourced natural minerals are fused together under immense heat and pressure, to deliver a high performing porcelain material in an inspired modern range of natural stone, marble veined and industrial inspired designs.

Caesarstone Porcelain Advantages



Outdoor kitchen in Smokestone™

Your Kitchen. *A reflection of you.*

Kitchens are the heart of the home. A place of gathering and nourishment. Whether you are a passionate home cook or simply looking for a beautiful, high performing, easy to care for surface; the superior functionality of Caesarstone Porcelain is the perfect solution for kitchen benchtops, islands, splashbacks and dropdown panels.

Elegantly slender slab thickness benchtops, bring timeless designs, modernity and sustainability to your kitchen. The large slab size of Caesarstone Porcelain empowers you to create large island benchtops with no joins.



Archetta™ 12mm thickness island benchtop



Archetta™ 12mm Benchtops, island, front panel and splashback

Caesarstone Porcelain is the superior splashback solution, enabling continuity of design from benchtop to vertical surface. Its extreme heat resistance means it can be used behind both gas and electric cooktops, while its large slab size means most installations will require no joins.



Benchtop and splashback in Marbannova™

Outdoor *Living*

Our UV-resistant Porcelain surfaces deliver sustainable beauty and superior durability for all outdoor entertaining spaces. Designed to withstand harsh weather conditions, extreme heat and any form of staining, Caesarstone Porcelain is a surface of exceptional functionality and beauty for both indoor and outdoor kitchens.



Outdoor kitchen in Beige Ciment™ and indoor kitchen features Sleet™



Open Plan *Living*

Caesarstone Porcelain designs are equally at home in blending the overall look of your living spaces beyond the kitchen into dining and living areas in benches, furniture and fitted joinery applications.



Lucillia™



Low table and long bench in Lucillia™



Kitchen benchtops and splashback in 12mm Silvax™, featuring In-Sync Technology.



Kitchen benchtop, curved island benchtop and splashback are in 12mm Silvax™, featuring In-Sync Technology and finished with a bullnose edge profile.

Luxury. *Functionality.*

Waterproof, stain resistant and easy to clean; our porcelain surfaces are ideal for everyday functionality in bathrooms and laundry benchtops and splashbacks.

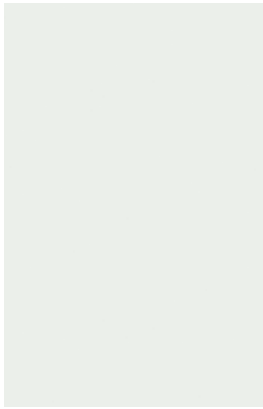


Mitred bathroom benchtop in Mirabel™




Benchtop and splashback in Silvax™, featuring In-Sync Technology and finished with a bullnose edge profile.

Porcelain Collection



110
Whitenna™ H ● P1



581
Lucillia™ S ● P3



413
White Ciment™ UR P2




506
Mirabel™ S ● P2



410
Aluminous™ UR P2




503
Circa™ S ● P2



501
Snowdrift™ S ● P2




504
Lumena™ H ● P1



505
Archetta™ H P2




412
Beige Ciment™ UR P2




531
Libretta™ H ● P1



502
Sleet™ S ● P2




550
Silvax™ ST ■ P3



544
Auralux™ ST ■ P3




411
Concrita™ UR P1




507
Marbannova™ S ● P3



580
Fume™ H P1



543
Marenstone™ ST ■ P3



542
Mosstone™ ST ■ P3



533
Silverdrop™ H P2

Long-Lasting Finishes



H Honed

Smooth to the touch and gentle on the eye, this finish adds a delicate sophistication to the surface. Soft, organic, matte, low-gloss luminosity.




S Silk

This finish covers the surface in a shimmering overlay. The light glides softly over the stone, creating a luxurious appeal that adds a dimension of softness and comfort.



UR Ultra Rough

Inspired by the tactility of rough stone, industrial metals and concrete, this finish reinforces the organic nuances of the stone. With a distinctive granular feel, it guarantees high durability and care.



ST Stone

Tenderly tactile with a pleasant radiance, this finish has the soothing touch of a semi-smooth stone. Its appearance is that of a weathered rock, which comforts in a genuinely authentic way.

In-sync Technology



516
Locura™


H **P2**



In-Sync Technology creates seamless design continuity across body, surface, and edge, by blending pure raw minerals of varying grain sizes into each porcelain slab.



Silvax™ bullnose edge with In-Sync technology



511
Smokestone™

UR **P2**

Key

All designs available in 12mm thickness

● Also available in 20mm thickness

■ Features In-Sync technology

P1-P2-P3 Price Range

These printed colours & designs should be used as an indication, not exact match of actual product colour. We recommend making final selection by product samples in retail locations or viewing large panels in Caesarstone showrooms.

Edge Profiles

For all exposed edges of your Caesarstone Porcelain benchtop or surface applications including undermount sinks, we recommend using an edge profile with a radius that provides a durable finish over its lifetime.

We do not recommend angular Aris edges or sharp corners as they can be prone to damage.



Caesarstone's preferred 3mm pencil round edge profile and radius corners.



Double Pencil Round
Recommended

12mm Slab Thickness
20mm Slab Thickness



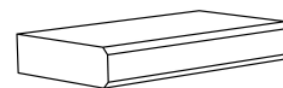
Bullnose

12mm Slab Thickness
20mm Slab Thickness



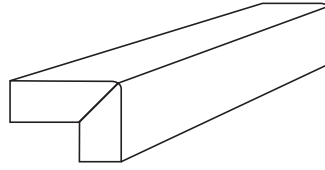
Sharknose

20mm Slab Thickness

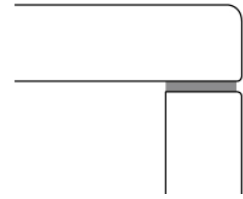


Aris
Non-preferred

12mm Slab Thickness
20mm Slab Thickness



Mitre Join



Butt join with shadowline

A mitred edge provides a thicker profile and a seamless waterfall end panel option.

For slab thickness benchtops & panels a butt joint with shadowline can be used.

Lifetime Warranty

Each of our surfaces is carefully inspected to ensure that it meets the highest level of international quality standards, and is backed by professional customer service and support. For added peace of mind, Caesarstone products come with a lifetime Warranty. Visit caesarstone.com.au/warranty for more information.



Certificates



Large Slab Sizes

Caesarstone Porcelain surfaces are available in large format slabs with two thickness options on selected designs.

	Slab Size	Weight	Weight/m ²
12mm	3200mm x 1600mm*	150-160 kg	27-31 kg
20mm	3200mm x 1600mm*	245-255 kg	47-50 kg

*(-20mm each side de-tension cuts)



View large panels at Caesarstone showrooms

Caesarstone Showrooms & Design Centres

Caesarstone Australia Head Office, Showroom

Warehouse 3a East
Moorebank Logistics Park
400 Moorebank Ave,
Moorebank NSW 2170
*By appointment only

Caesarstone NSW Alexandria Showroom

84 O'Riordan St,
Alexandria NSW 2015

Caesarstone VIC Heatherton Showroom

57 Corporate Drive,
Heatherton VIC 3202

Caesarstone SA Hindmarsh Showroom

5 Hindmarsh Place,
Hindmarsh SA 5007

Caesarstone QLD Yatala Showroom

86-90 Union Circuit,
Yatala QLD 4207

Caesarstone QLD South Brisbane Showroom - The Build & Design Centre

66 Merivale St,
South Brisbane QLD 4101

Caesarstone WA Subiaco Showroom - Home Base

55 Salvado Road,
Subiaco WA 6008